

As experience dictated, the living quarters of RR2 was refined many times to cater for changing conditions but not forgetting the fact that it had to remain a vehicle suited for less than ideal conditions. It was no luxury motorhome but in contrast to such a vehicle, it would park, camp and go almost anywhere economically and reliably. In many countries, campgrounds were few and far between and trying to reach them, placed an undesirable burden on one's day. However, if there was one thing while travelling that we really tried to avoid, it was a campground; for the most part, they represented everything we were trying to escape from. But enough said, let's have a look inside what was our home for 17 years.

3 x FOOD
CUPBOARDS

SWING-OUT TOWEL RACKS

CUPBOARD HAS REMOVABLE TOP
WHICH CAN ACT AS A FOOD
SERVER TRAY

REMOVABLE
PANEL AT THE
FRONT OF
THE STOVE
ACTS AS A
KITCHEN
BENCH
EXTENSION

S
T
O
V
E

BENCH
EXT.

STORAGE

FULL
LENGTH
WARDROBE

REMOVABLE
DAY TIME
BACKREST
ACTS AS
A BED
EXTENSION

LARGE UNDER BED
STORAGE

LIVING AREA VIEW
FROM SIDE DOOR

C
U
P
B
O
A
R
D

TWO BURNER GAS STOVE IS OF AUSTRALIAN ORIGIN. FEATURES AN AUTOMATIC OVEN AND A VERY EFFECTIVE INFRA-RED GRILLER.

STOVE ACTS AS STORAGE WHEN IN TRAVEL, BREAD ETC.

ATTACHES TO FRONT OF STOVE DURING TRAVEL.

VEGETABLE STORAGE ETC.

**BEST COOKING STOVE WE
HAVE EVER USED.**

**2 WIRE SHELVES &
GRILL PAN.**

20LB MAIN CYCLINDER & 10LB BACKUP.



**BLACKOUT CURTAIN DROPS DOWN
OVER VENETIAN BLIND.**

**MICROPHONE
FOR EXTERNAL
P.A. SYSTEM.**

STOVE COVER PLATE EXTENDS BENCH.

**METAL TRACK ALLOWS FOR TABLE
TO SLIDE FORWARD FOR DINING
FROM SOFA BED POSITION;
A LEG SCREWS UNDERNEATH.**

**VEGETABLE
STORAGE.**

**MULTI
USE
REFRIG-
ERATOR**

STAINLESS SINK

DENTAL &
DRUG
STORAGE
CUPBOARD

STOVE FLUORESCENT

SHIPPING AUTHIORITYES
INSIST ON HAVING VEHICLE
IGNITION KEY WHICH OPENS
UP ACCESS TO THE LIV ING
AREA, (VERY UNDESIREABLE
BECAUSE OF PILFERING).
PROBLEM WAS SOLVED BY
ADAPTING DINING TABLE
TO SLIPBOLT FOUR WAYS
INTO STEP-THROUGH AREA.

BECAUSE OF
PLACEMENT, OVER
SINK VENETIAN
REMAINS CLIPPED IN
PLACE AT ALL TIMES.

PRIVACY
DROP DOWN
VENETIAN
WHEN
CURTAINS
NOT IN USE
WHICH IS
MOST OF THE
TIME.

EXTERIOR
P.A. SYSTEM
MIKE.

AUDIO
CONTROL

STORAGE

The image shows the interior of a vehicle, likely a motorhome or camper, with several storage compartments. The compartments are made of wood and metal. A white drop-down grill is visible, which is used to store a portable propane and electric blower heater. A rubbish bin holder is also present. A roof exhaust fan switch is located on the right side. The stove top is visible in the bottom right corner.


**MULTI SHELF
STORAGE**

**ROOF
EXHAUST
FAN
SWITCH.**

RUBBISH BIN HOLDER.

**PORTABLE PROPANE AND
ELECTRIC BLOWER HEATER
STORED BEHIND DROP
DOWN GRILL.**

STOVE TOP

The image shows the interior of a small cabin, likely on a boat. In the center, there is a child seat with a brown cushion and a wooden frame. Below the seat, there are three storage compartments, each with a hinged wooden panel. To the right of the seat, there is an electric heater switch. In the background, a toilet is visible under the child seat. The cabin has wooden walls and a metal floor.

TOILET IS UNDER CHILD SEAT.

ELECTRIC
HEATER
SWITCH

HINGED PANELS OPEN
TO ACCESS 3 STORAGE
AREAS BETWEEN THE
TWO FRONT CAB
SEATS. WE USED AS
VEGETABLE STORAGE.

REFRIGERATOR

240 AC BATTERY
CHARGER UNDER
WORKTOP.

SMALL FREEZER

HEAVY DUTY
TRANSFORMER
STORED IN THE
WARDROBE
STEPSUP 120 AC
TO 240 AC (AUST)
IF REQUIRED.

ALSO RUNS ON 12
VOLT DC WHEN
ENGINE RUNNING.

SWEDISH MADE

GAS & ELECTRIC
CONTROLS

REFRIG. LIGHT SWITCH

MIRROR
SLIDES TO
VIEW TV
BEHIND

FIRE CONTROL

BACKUP
GAS LIGHT.

WHILE TV IS IN USE, A
CLEAR WINDOW
BEHIND THE MIRROR
IS USED. THIS ALLOWS
THE CUPBOARD
DOOR TO REMAIN
CLOSED AGAINST
CONDENSATION
BUILDUP.

**DAY TO DAY FOOD
ITEMS.**


BULK FOOD STORAGE

TV MIRROR

**GOOD SIZE STORAGE
CUPBOARD**

**SLIDING PANELS ACCESS MORE STORAGE
UNDER VINYL WATER TANK MOUNTED ABOVE.**

**THIS IS PILLOW END OF BED
WHEN SET UP AT NIGHT.
MIRROR ON THE CUPBOARD
DOOR ABOVE, PIVOTS DOWN
AT AN ANGLE TO ALLOW
VIEWING OF TV BEHIND YOU IN
FRONT CUPBOARD.**

The image shows the interior of a vehicle, likely a van or camper, with a focus on the ceiling and window area. A long fluorescent light fixture is mounted on the ceiling, with two white electrical boxes. Below it, a roll of vinyl blackout blind is visible. The walls are made of light-colored wood paneling. In the background, there are some lights and a window. The text is overlaid on the image in a dark, serif font.

LIGHTS ARE POWERED BY A SINGLE TRANSISTORIZED UNIT WHICH CONVERTS 12 V DC TO AC. (VERY EASY ON BATTERY).

5 FLUORESCENT LIGHTS SERVE THE LIVING AREA. THE LIGHT ABOVE SINK HAS A STRAIGHT 120 AC ALONGSIDE.

DROP DOWN, VINYL BLACKOUT BLIND, (BLACK ON OTHER SIDE).

3 X CHROME SWING OUT TOWEL RACKS.

ALL WINDOWS IN THE REAR LIVING AREA HAVE BLACKOUT BLINDS THAT VELCRO IN PLACE WHEN EVENING CAMPSITE CONCEALMENT IS NECESSARY. THIS CAN BE LIFESAVING IN MANY SITUATIONS THROUGHOUT 3RD WORLD TRAVELLING. CAMPSITES ARE RARE IN SUCH PLACES AND EVEN WHEN THEY WERE AVAILABLE, WE AVOIDED USING THEM FOR VARIOUS REASONS.

**MOST VAN CUPBOARD DOORS
ARE FOAM STRIP SEALED ON
INSIDE TO KEEP OUT DUST.**

**LARGER CUPBOARD DOORS
ARE HINGED TO STAY OPEN
IN USE.**

**INVERTED
DRINKING GLASS
HOLDERS.**

**PLATE
HOLDERS**

**ALL VAN CUPBOARDS ARE LINED
TO REDUCE CONDENSATION.**

DROP DOWN BLACKOUT BLIND.

EXTENSIVE SHELVING WAS DEVELOPED IN THIS VEHICLE OVER THE 3 YEARS MY WIFE AND I TRAVELLED & LIVED IN THIS VEHICLE IN ALL WEATHERS.

STRETCH WIRES ARE USED EXTENSIVELY TO HANG WASHING/TOWELS ETC UP TO DRY.

FLUORE-SCENT READING LIGHT SHIELDED TO CAST LIGHT DOWN ONLY.

DROP DOWN BLACKOUT BLIND COVERS WIDE, OPENING, WINDOW OVER SIDE DOOR.

EXTINGUISHER

DIMMER CONTROLLED NIGHT LIGHT.

**HINGED EXTERIOR COVER PLATE KEEPS
RAIN OUT OF FAN.**

**FANS ARE POWERED
BY EITHER AC OR DC.**

**HIGH SPEED COMPUTER TYPE
FANS (FRONT & REAR) DRAW
LITTLE CURRENT & ARE VERY
EFFICIENT EXHAUST/COOLING
FANS.**

**LARGE
STORAGE
AREA
EXTENDS
OVER
WHOLE OF
FRONT CAB.**

USED MATCH HOLDER.

FLUORESCENT

GAS



SHELVING INCREASES STORAGE CAPACITY OF THIS LARGE AREA.

**1" FOAM INSULATION
THROUGHOUT, ALWAYS
WITH CONDENSATION IN
MIND.**

**IN PLASTIC BAG ARE AMERICAN, ENGLISH, &
GERMAN (IN ENGLISH) VERSIONS OF SERVICE
MANUALS FOR THE 1970 TRANSPORTER.**

**13" TV STORED OUT OF
SIGHT TO THE RIGHT**

VENETIAN BLINDS ARE ESSENTIAL TO ALLOW OUTSIDE SCREENING WITHOUT REVEALING YOUR PRESENCE.

BENCH EXTENSION CLIPPED HERE WHEN VEHICLE IS IN MOTION.

CHARGER

WATER REACHES SINK VIA GRAVITY FEED FROM VINYL TANK ABOVE THE BED.

2 X 20LB GAS CYLINDERS KEPT BEHIND THIS DOOR (LEFT) WHICH MOST LIKELY WILL NEVER BE ALLOWED IN THE USA. VERY NECESSARY IN WORLD TRAVELLING HOWEVER. PILFERING WOULD SOON REMOVE THEM IF THEY WERE KEPT OUTSIDE. HOLES DRILLED IN FLOOR OF THE CUPBOARD DISPENSES GAS LEAKAGE SHOULD IT OCCUR.

DINING TABLE TRACK

CUTLERY

CUTLERY

TWO WAY VALVE DIRECTS
WATER EITHER OUTSIDE
BELOW VEHICLE OR, INTO A 2
GALLON, FLEXIBLE, CATCH
CONTAINER IF SITUATION
DICTATES.

REFRIG. HAS SWITCHED
INTERIOR LIGHT AND FREEZER
COMPARTMENT. SWEDISH
MADE UNIT. MULTIVOLTAGE
& GAS.

**120/240 AC
OUTLETS.**

**HANGING WARDROBE;
MIRRORED ON OTHER
SIDE.**

**REMOVEABLE
BACKREST**

**STANDARD TAP FITTING
WITH SWIVEL SPOUT**

BED IN DAY POSITION

**ALUMINUM TRACK ALLOWS
EATING TABLE TO SLIDE
RIGHT UP TO BED SITTING
POSITION.**



TRUCKER C.B. UNDER HAT,
(KEEPS SUN OFF)

SWEDEN
MADE
MULTI
WAVE
RADIO

TACHO-
METER
WITH
LIGHT.


OIL PRESSURE &
TEMPERATURE
WITH LIGHTS

GLOVEBOX

WORLD
TIME MAP.

STANDARD SIZE
TOILET SEAT.

CASSETTE
PLAY AND
RECORD
WITH
EXTERNAL
MIKE.

The image shows the interior of a vehicle, likely a truck or bus, with a focus on the front seats and dashboard area. The seats are upholstered in a light brown or tan fabric. A large, dark-colored steering wheel is visible on the right side of the frame. The dashboard and instrument cluster are partially visible behind the steering wheel. The background is dominated by vertical curtains with a pattern of orange, yellow, and grey stripes. The text is overlaid on the image in various positions, providing information about the vehicle's features.

CURTAINS ZIP UP IN THE MIDDLE AND EACH HALF RUNS ON TRACK BACK TO FASTEN BEHIND PASSENGER & DRIVER SEATS.

GOOD QUALITY SEAT BELTS ON DRIVER & PASSENGER SEATS.

**CHILD SEAT. (NO BELT)
TOILET UNDERNEATH**

SPEEDOMETER WORKS & READS IN MILES.

NO CRACKS IN THIS STEERING WHEEL

AIR HORN IS ALSO SOUNDED WHEN HORN BUTTON IS PRESSED.



There are many stories attached to the gradual outfitting of RR2, one of them being the toilet in the front cab pictured earlier, we never used it for that purpose but its very existence shut up anyone that ever asked if we had one! However, it did make a good washing machine on rough road days and there were plenty of those. Throw the clothes in, half fill with water, add powder, clip on the lid seal and at the end of the day.....voila!Aaaaah, those were the days!

AIR VENT, CLOSEABLE.



EXTENSIVE USE OF HALF INCH FOAM ON ALL COLD AREAS TO CUT BACK ON CONDENSATION.

CHROME DRYING RAILS.

LARGE STORAGE AREA ABOVE BED. ALL CUPBOARDS ARE FOAM LINED.

WEATHER STATION



GADGETRY, SEE LATER.



2 X SLIDING DOORS ALLOW ACCESS TO WIDE STORAGE ABOVE BED.

STORAGE



**SOAP &
TOILET
NEEDS
STORAGE**

**THE WIRE COAT HANGER!!
AN EASILY SHAPED
MULTI-PURPOSE TOOL**

**WRAPPED
WATER LINE**

**WINDOW CURTAIN, THAT IS, TILL
THE WINDOW WAS SEALED WITH
AN ALUMINIUM SKIN ON THE
OUTSIDE FOR SECURITY REASONS.**

**CLOTHES HANG
TO FLOOR LEVEL.**

**LARGE MIRROR INSIDE
WARDROBE DOOR.**




CHROME TOWEL
DRYING RAILS

CLOSEABLE AIR VENT.
AIR MOVEMENT VERY
IMPORTANT IN SMALL
AREA ESPECIALLY
WHEN COOKING
INSIDE IN COLD
WEATHER.

REAR FAN

PANELS SLIDE OUT TO
ACCESS & OPEN SKYLIGHT.

The image shows the interior of a living area with a green fibre glass roof. A skylight is visible, which is hinged and can fold back. A wooden plank is positioned under the skylight. The floor is made of light-colored wood. There are two exhaust fans on the left side, one of which has a vinyl cover. A stretch-wire line is visible near the top of the roof. The skylight is an integral part of the roof rack. Air circulates under the roof rack and enters the living area via holes located in the skylight. The fibre glass roof allows for a close 6ft clearance in the living area. The central walkway height is increased to over 6ft below the skylight cutout. The skylight is hinged & folds back & can be used as an emergency escape route. The skylight was also invaluable for wildlife viewing in Africa. Standing on a wooden plank positioned in the living area under the skylight, provided animal viewing at a height of 10 ft above ground level which was safer & allowed great camera angles.

STRETCH -WIRE LINE, IS USED FOR HANGING OR DRYING ITEMS NEAR OPEN SIDE WINDOW.

THE SKYLIGHT IS AN INTEGRAL PART OF THE ROOF RACK.

AIR CIRCULATES UNDER THE ROOF RACK & ENTERS THE LIVING AREA VIA HOLES LOCATED IN THE SKYLIGHT.

SLIDING, FOAM LINED PANELS, CAN BE REMOVED AND REPLACED WITH INSECT PROOF, SLIDE-IN PANELS.

THE FIBRE GLASS ROOF ALLOWS FOR A CLOSE 6FT CLEARANCE IN THE LIVING AREA. THE CENTRAL WALKWAY HEIGHT IS INCREASED TO OVER 6FT BELOW THE SKYLIGHT CUTOUT. THE SKYLIGHT IS HINGED & FOLDS BACK & CAN BE USED AS AN EMERGENCY ESCAPE ROUTE. SKYLIGHT WAS ALSO INVALUABLE FOR WILDLIFE VIEWING IN AFRICA. STANDING ON A WOODEN PLANK POSITIONED IN THE LIVING AREA UNDER THE SKYLIGHT, PROVIDED ANIMAL VIEWING AT A HEIGHT OF 10 FT ABOVE GROUND LEVEL WHICH WAS SAFER & ALLOWED GREAT CAMERA ANGLES.

exhaust fans have vinyl covers to keep out dust

ONE CANNOT STRESS ENOUGH THE IMPORTANCE OF PREVENTING WARM AIR INSIDE THE VAN FROM CONTACTING COLD AREAS LIKE METAL OR THE FIBREGLASS ROOF. IN WINTER, CONDENSATION CAN BE A BIG PROBLEM IF IGNORED.



ONE HALF FOAM PANEL AND ONE HALF FLY SCREEN OR ANY COMBINATION OF THE FOUR PANELS.

FOR EASY ACCESS, COMMON USE SMALL ITEMS CAN BE KEPT BEHIND A RETAINING RAIL ALONG THE TOP OF THE THREE FOOD CUPBOARDS.



SLIDING CUPBOARD PANELS.

14 IMPERIAL GALLON, VINYL, WATER TANK ABOVE HERE. WELL PROTECTED FROM FREEZING BY ABOVE CUPBOARD AND BED BELOW.

**SKYLIGHT
SLIDING PANEL
STORAGE RACKS.**

**UNDER-
CLOTHES
CUPBOARD**

STORAGE SHELF.

**TAILGATE WINDOW CURTAIN
WITH 1 INCH FOAM BEHIND.**

C.D.I.

LINED AGAINST COLD. FEET GO THIS END IN BED.

STORAGE

The image shows the interior of a vehicle, likely a truck or van, with a large bed. The bed is covered with a brown and tan plaid sheet. On the left side, there is a mirror with a decorative, floral-patterned frame. The word "MIRROR" is printed in black capital letters above the mirror. The vehicle's interior structure, including wooden beams and a white plastic bag, is visible. Outside the vehicle, a blue truck is parked on a paved surface.

MIRROR

WHEN THE BEDHEAD IS IN POSITION,
BED IS OVER 7FT LONG. SHEETS WERE
CHANGED WEEKLY BY OPENING HATCH
AND MAKING UP BOTTOM OF BED
FROM THERE. BEDDING WAS FOLDED
BACK DURING THE DAY OUT OF SIGHT
WHEN REMOV-ABLE TOP END WAS
PLACED IN THE DAYTIME POSITION.

6 INCH HIGH DENSITY FOAM

**BACKREST SLIPBOLTS INTO BOTH SIDES
TO EXTEND BED. LEGS DROP DOWN.**

CUPBOARD LIGHT SWITCH

SLIPBOLT

**2 X TRAPDOOR STORAGE AREAS
UNDER CARPET, SEE LATER ON.**



SLIPBOLT

**LEGS CLIP BEHIND SOFA BACK-
REST BY DAY. DROP DOWN FOR
BED EXTENSION AT NIGHT.**

SLIPBOLT

SLIPBOLT

**PARTITIONED FOR
VARIOUS SIZED
CANNED FOOD**

**PLASTIC LINED
SHOE STORAGE
OVER & UNDER**

BULK FOOD AREA



STOVE COVER CAN BE
INVERTED TO ACT AS
PORTABLE FOOD SERVER.

STOVE ACCESSED BY
REMOVING CLIP-ON
BENCH EXTENSION.

DINING TABLE STORES
ATTACHED (VERTICALLY) TO
STOVE ENCLOSURE.

TABLE LEGS
STORED IN
WARDROBE.

MIRROR

8888888888888888
STORAGE.

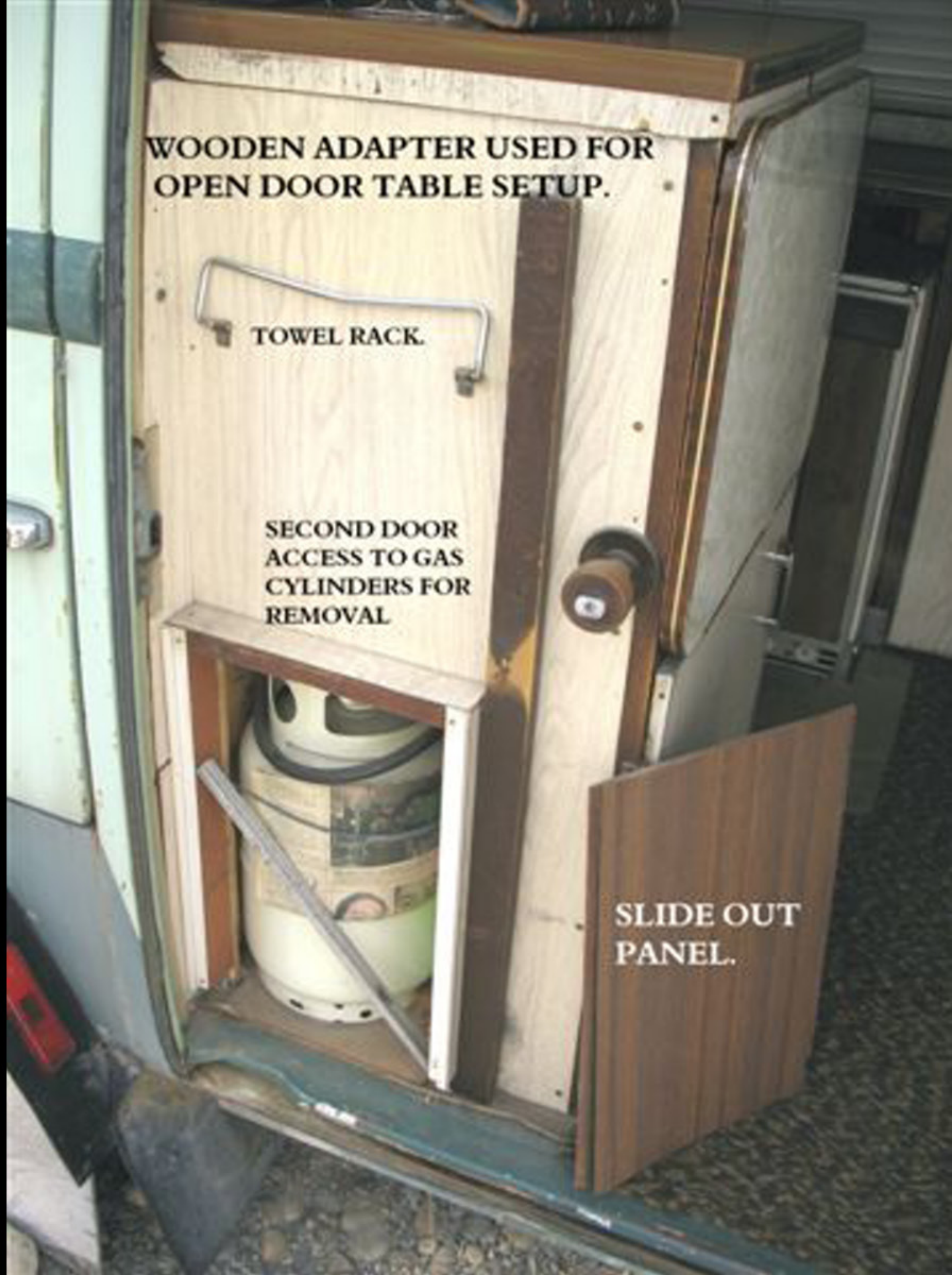
**BED WAS DESIGNED SO THAT IN THE EVENT OF ONE PARTY
BEING UNWELL AND WISHING TO REMAIN IN BED, THE TOP END
OF THE BED COULD BE REMOVED AND PLACED IN THE FRONT
CAB OUT OF THE WAY THUS ALLOWING THE LIVING AREA TO BE
USED AS USUAL AND THE UNWELL PARTY TO REMAIN IN BED.**

**WOODEN ADAPTER USED FOR
OPEN DOOR TABLE SETUP.**

TOWEL RACK.

**SECOND DOOR
ACCESS TO GAS
CYLINDERS FOR
REMOVAL**

**SLIDE OUT
PANEL.**



TRACK

IF DESIRED,
THE TABLE
CAN ALSO
SLIDE INTO
THE ABOVE
ALUMINIUM
TRACK BY
CHANGING TO
A LONGER LEG.

DINING
TABLE.




TABLE SLIDES ALONG A TRACK
ATTACHED TO THIS BAR.

SCREW-IN LEG.

FOAM FOOTRESTS

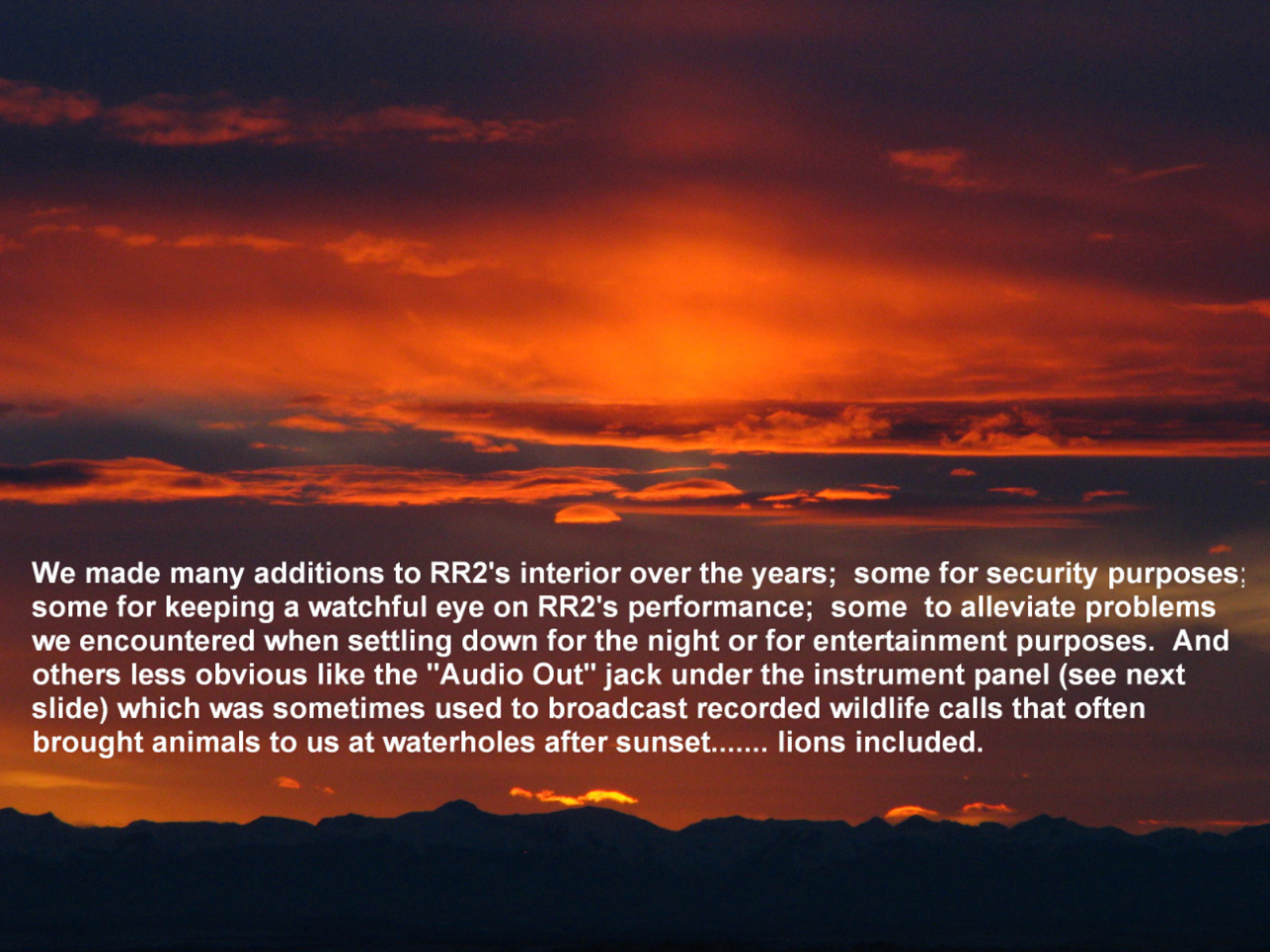
Kosciuszko
Hutchinson
Buller
Buffalo
Smugglers
Thread



VW SPARE PART
CHAMBER; ONE
OF MANY.

ALL WEATHER
BOOTS/SHOES
ETC KEPT
UNDER HERE
ALONG WITH
SKI GEAR ETC

HEAVY GAUGE
ALUMINIUM SKIN (WITH
SIDES) HAS BEEN
FORMED & CUT TO
MOUNT UNDER THE
LIVING AREA FOR
ADDITIONAL STORAGE &
WARMTH. THE AREA IS
ACCESSED BY
REMOVING PANELS
UNDER THE CARPET.

A dramatic sunset over a mountain range. The sky is filled with vibrant orange and red clouds, with the sun partially visible on the horizon. The mountains in the foreground are silhouetted against the bright sky.

We made many additions to RR2's interior over the years; some for security purposes; some for keeping a watchful eye on RR2's performance; some to alleviate problems we encountered when settling down for the night or for entertainment purposes. And others less obvious like the "Audio Out" jack under the instrument panel (see next slide) which was sometimes used to broadcast recorded wildlife calls that often brought animals to us at waterholes after sunset..... lions included.

TRUCKER CB RADIO

HANDBRAKE "ON" WARNING LIGHT.

ENGINE LIGHT "ON" WARNING!

CUPBOARD LIGHT "ON" WARNING!

DIGITAL CLOCK

SWITCHES ALL PARKING TO FLASHING ALARM MODE

SWEDISH FM-AM-SHORTWAVE RADIO

WORLD TIME-SET MAP.

BRAKE LIGHTS "ON-OFF" SWITCH; ESSENTIAL FOR UNDETECTED NIGHT MOVEMENT.

OIL TEMP

OIL PRESS.

AUDIO OUT JACK

12 VOLT OUTLET JACK

NO WORRIES WITH GEARBOX.

CASSETTE PLAYER; PLAY AND RECORD.



NO CRACKS

185,076 MILES

ALL INSTRUMENTS
ARE FUNCTIONING.

LIGHT ATTACHED
TO TACHO. SHINES
DOWN ON SPIRIT
LEVELS BELOW

QUALITY, MOVING
COIL AMP-METER
0-10-20-30

SPIRIT
LEVELS

SIRENS

0-20, QUALITY, MOVING
COIL VOLTMETER

TACHOMETER

SOUNDS BOTH
STANDARD &
AIR HORNS

**MICRO SWITCH
SOUNDS
ALARMS IF
WINDSHIELD IS
BROKEN. IN
EUROPE, THEY
MAY THROW
BRICKS AT
YOUR
WINDSHIELD
TO SEE IF
THERE IS
ANYONE IN
THE VEHICLE!**

**COMPASS
WITH
LIGHT.**


**PROTECTOR
RUBBER SEAL**

**SNOWFLAKE
ARTIFACT MADE
FROM ICING SUGAR.**

**WIPERS
REMOVED
FOR
STORAGE.**

**RUBBER SPACES
BETWEEN THE
POLYCARBONATE
PROTECTOR &
WINDSHIELD.**



The image shows the interior of a vehicle, specifically the driver's side. The ceiling is white with a perforated pattern. A sunvisor is mounted on the ceiling, and a rearview mirror is attached to it. The sunvisor is currently down, and the rearview mirror is in its upright position. The text "STRETCH WIRES X 3 CLIP ACROSS THE DRIVER'S CAB AREA TO HANG WASHING WHEN VEHICLE AT REST. GOOD SUNROOM IF WEATHER CLEAR." is overlaid on the right side of the image. The text "ALUMINIUM MESH SUNVISOR" is overlaid on the right side of the image, below the first text block.

STRETCH WIRES X 3 CLIP ACROSS THE DRIVER'S CAB AREA TO HANG WASHING WHEN VEHICLE AT REST. GOOD SUNROOM IF WEATHER CLEAR.

ALUMINIUM MESH SUNVISOR



VOLUME CONTROL FOR CAB RADIO

TWO-WAY SWITCH FOR DRIVER'S CAB PA SYSTEM OR CAB RADIO TO REAR.

ALUMINUM TRACK FOR BENCH EXTENSION TABLE.

AC/12V DC REFRIGERATOR SWITCH

LEFT SIDE SWITCH FOR INVERTER UNIT, (12V DC TO 300 WATT 240V AC). PROVIDES POWER FOR FRONT/REAR CEILING EXHAUST FANS

RIGHT SIDE AC SWITCH TO INBUILT BATTERY CHARGER. HEAVY DUTY STEPUP TRANSFORMER IN CLOTHES CLOSET, CONVERTS 120V AC (USA) TO ALL CAMPER 240 VOLTS(AUSSIE) REQUIREMENTS IF NEEDED.

**2 LEFT, 2 RIGHT, 1
CENTRE & 1 REAR
SPEAKER IN
LIVING AREA ARE
ALL CONNECTED TO
THE TAPE PLAYER
& IN DASH RADIO.**



FULL LENGTH LIVING AREA SHELF ABOVE SIDE OPENING WINDOW.

TV/RADIO
REAR
AUDIO.

3 FOOT WIDE STORAGE SHELF

Alarm x 3 switches. Also
turns on all 16 exterior
lights. Lifesaving!!!

AM-FM-CASSETTE-SHORTWAVE. ALSO USED
TO PLAYBACK SOUNDS FROM HIDDEN
EXTERIOR MICROPHONES. INVALUABLE!!!

TWO-WAY
INTERCOM

ABOVE SWITCHES-OUTLETS-
LIGHTS ETC FAR TOO COMP-
PLICATED TO LIST HERE.

12 VOLT

**EXHAUST
FAN
SWITCH**

**ELECTRIC LIGHTS
OPERATE FRONT
AND REAR OF
LIVING AREA ON
EITHER 120 OR 240
DEPENDING ON
SETTING OF THE
STEPUP
TRANSFORMER.**

**TWO WAY SWITCH
CONTROLS
LIGHTING IN
LARGE OVER CAB
STORAGE AREA
AND SLIDING
DOOR EXTERIOR
ENTRY LIGHT.**

CUPB.

PORCH

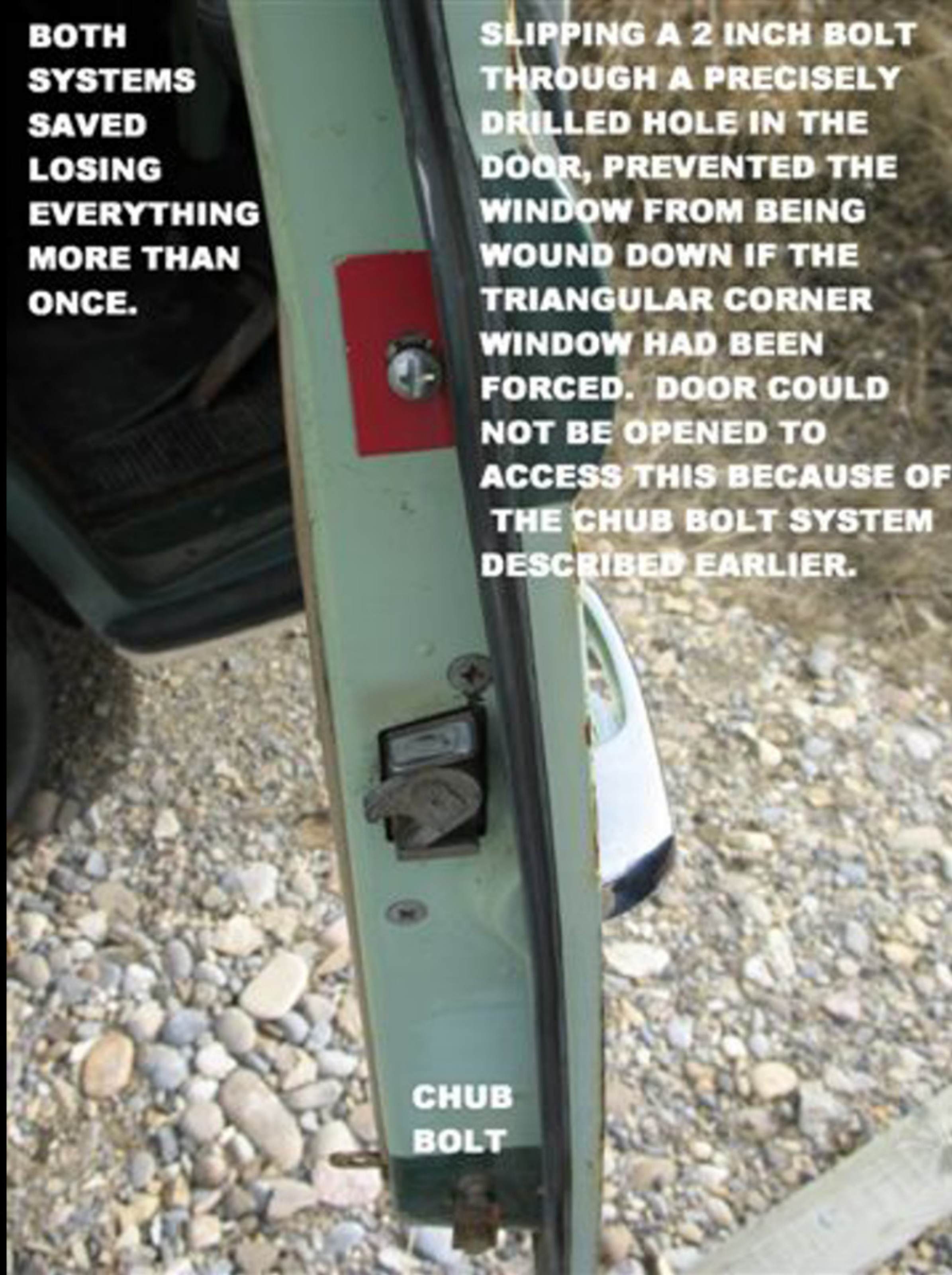
WHEN LEAVING THE VEHICLE FOR ANY LENGTH OF TIME, CHUB BOLTS SECURED THE DOOR TO THE BODY. THIS WAS DONE BY LEANING THROUGH FROM THE LIVING AREA AND THEN LEAVING THE VEHICLE FROM THE SIDE SLIDING DOOR WHICH WAS ALSO DOUBLE LOCKED WITH A SECURITY DEAD-BOLT.

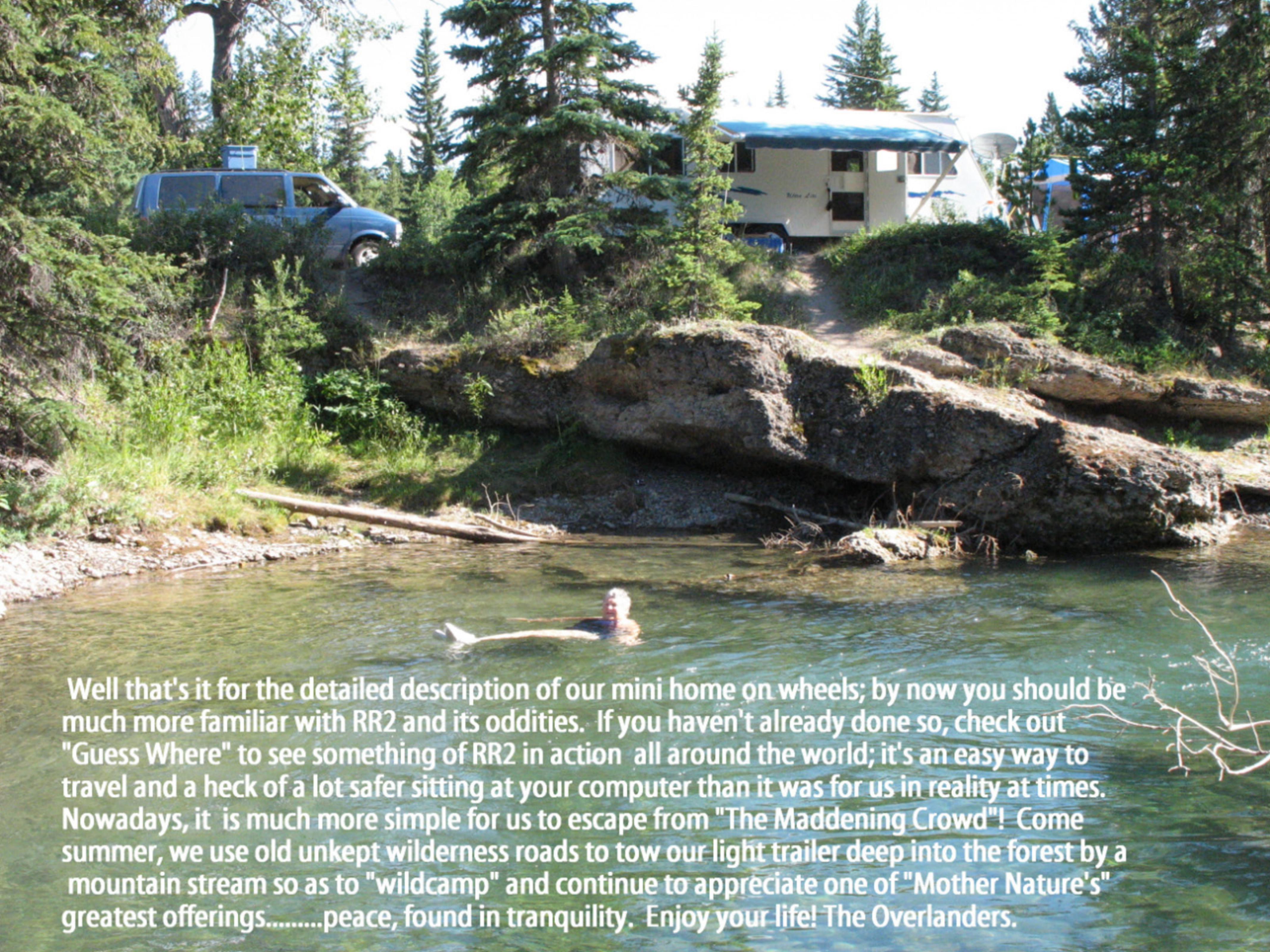


**BOTH
SYSTEMS
SAVED
LOSING
EVERYTHING
MORE THAN
ONCE.**

**SLIPPING A 2 INCH BOLT
THROUGH A PRECISELY
DRILLED HOLE IN THE
DOOR, PREVENTED THE
WINDOW FROM BEING
WOUND DOWN IF THE
TRIANGULAR CORNER
WINDOW HAD BEEN
FORCED. DOOR COULD
NOT BE OPENED TO
ACCESS THIS BECAUSE OF
THE CHUB BOLT SYSTEM
DESCRIBED EARLIER.**

**CHUB
BOLT**





Well that's it for the detailed description of our mini home on wheels; by now you should be much more familiar with RR2 and its oddities. If you haven't already done so, check out "Guess Where" to see something of RR2 in action all around the world; it's an easy way to travel and a heck of a lot safer sitting at your computer than it was for us in reality at times. Nowadays, it is much more simple for us to escape from "The Maddening Crowd"! Come summer, we use old unkept wilderness roads to tow our light trailer deep into the forest by a mountain stream so as to "wildcamp" and continue to appreciate one of "Mother Nature's" greatest offerings.....peace, found in tranquility. Enjoy your life! The Overlanders.